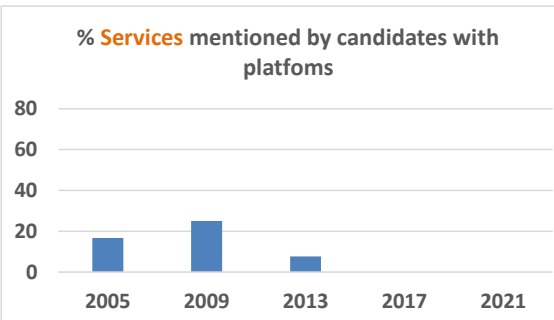
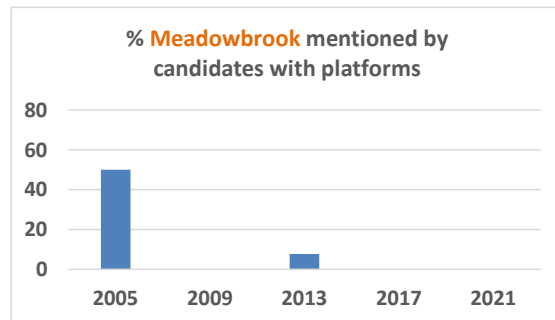
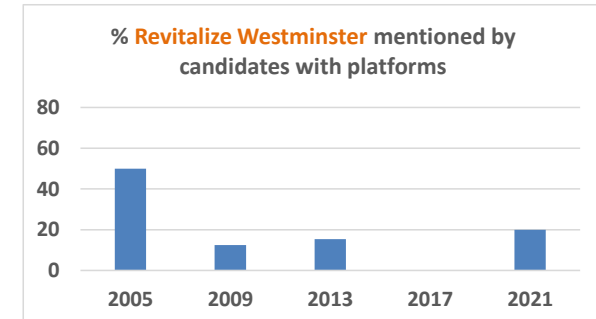
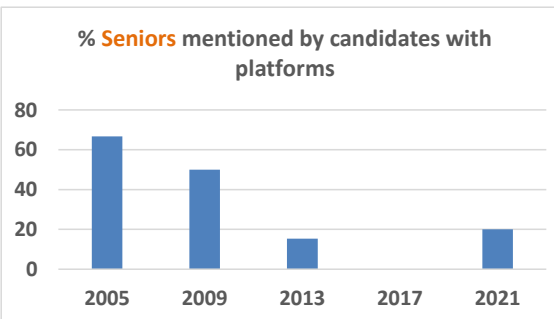
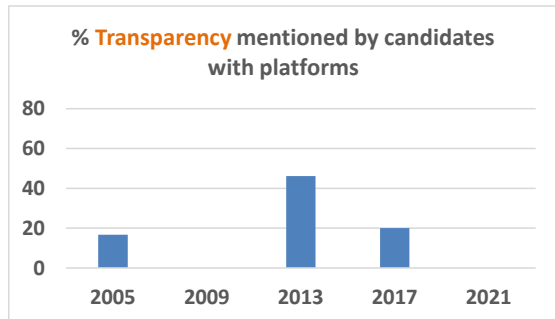
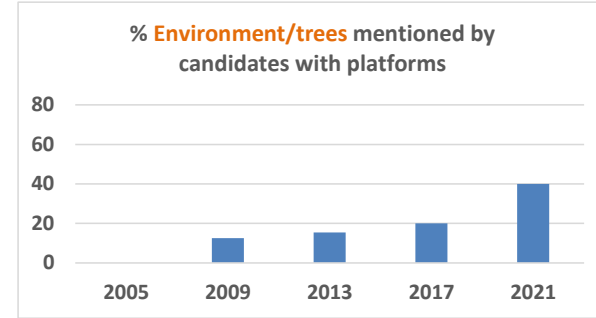
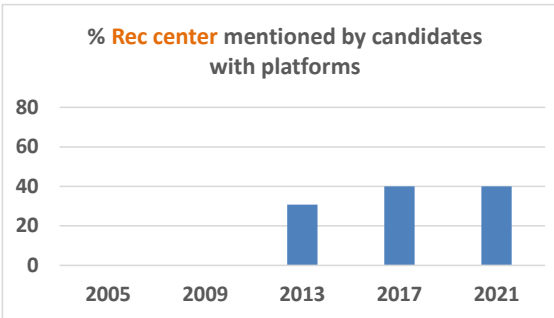
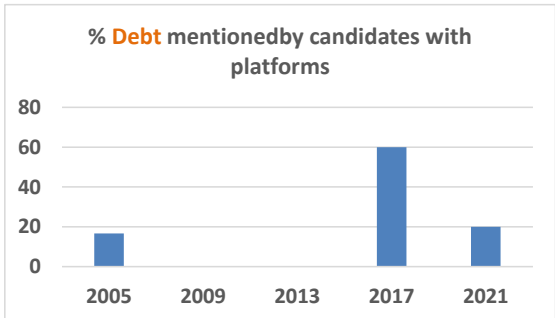


Large tax increases only started in 2007



	MENTIONS EACH ELECTION YEAR					Total mentions
	2005	2009	2013	2017	2021	
Infrastructure	5	4	8	3	0	20
% infrastructure mentions	83.3	50.0	61.5	60.0	0.0	
# of candidates	8	10	14	6	5	
# of platforms	6	8	13	5	5	
# acclaimed	4	2	0	2	3	

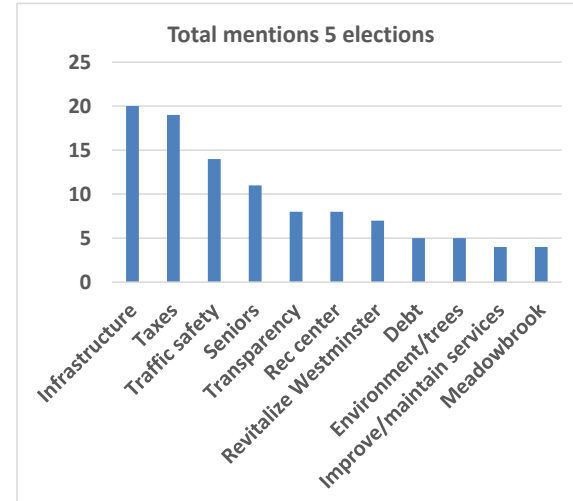
	MENTIONS EACH ELECTION YEAR					Total mentions
	2005	2009	2013	2017	2021	
Seniors (mostly residence)	4	4	2	0	1	11
% Seniors mentions	66.7	50.0	15.4	0.0	20.0	
# of candidates	8	10	14	6	5	
# of platforms	6	8	13	5	5	
# acclaimed	4	2	0	2	3	

	MENTIONS EACH ELECTION YEAR					Total mentions
	2005	2009	2013	2017	2021	
Revitalize Westminster	3	1	2	0	1	7
% Revitalize	50.0	12.5	15.4	0.0	20.0	
# of candidates	8	10	14	6	5	
# of platforms	6	8	13	5	5	
# acclaimed	4	2	0	2	3	

	MENTIONS EACH ELECTION YEAR					Total mentions
	2005	2009	2013	2017	2021	
Traffic safety	3	3	3	3	2	14
% Traffic safety	50.0	37.5	23.1	60.0	40.0	
# of candidates	8	10	14	6	5	
# of platforms	6	8	13	5	5	
# acclaimed	4	2	0	2	3	

	MENTIONS EACH ELECTION YEAR					Total mentions
	2005	2009	2013	2017	2021	
Taxes	3	4	8	2	2	19
% Taxes	50.0	50.0	61.5	40.0	40.0	
# of candidates	8	10	14	6	5	
# of platforms	6	8	13	5	5	
# acclaimed	4	2	0	2	3	

	MENTIONS EACH ELECTION YEAR					Total mentions
	2005	2009	2013	2017	2021	
Rec center/arena	0	0	4	2	2	8
% Rec center	0.0	0.0	30.8	40.0	40.0	
# of candidates	8	10	14	6	5	
# of platforms	6	8	13	5	5	
# acclaimed	4	2	0	2	3	



	Total mentions
Infrastructure	20
Taxes	19
Traffic safety	14
Seniors	11
Transparency	8
Rec center	8
Revitalize Westminster	7
Debt	5
Environment/trees	5
Improve/maintain services	4
Meadowbrook	4

	MENTIONS EACH ELECTION YEAR					Total mentions
	2005	2009	2013	2017	2021	
Transparency	1	0	6	1	0	8
% Transparency	16.7	0.0	46.2	20.0	0.0	
# of candidates	8	10	14	6	5	
# of platforms	6	8	13	5	5	
# acclaimed	4	2	0	2	3	

	MENTIONS EACH ELECTION YEAR					Total mentions
	2005	2009	2013	2017	2021	
Debt	1	0	0	3	1	5
% Debt	16.7	0.0	0.0	60.0	20.0	
# of candidates	8	10	14	6	5	
# of platforms	6	8	13	5	5	
# acclaimed	4	2	0	2	3	

	MENTIONS EACH ELECTION YEAR					Total mentions
	2005	2009	2013	2017	2021	
Environment, trees	0	1	2	1	2	6
% Environment	0.0	12.5	15.4	20.0	40.0	
# of candidates	8	10	14	6	5	
# of platforms	6	8	13	5	5	
# acclaimed	4	2	0	2	3	

	MENTIONS EACH ELECTION YEAR					Total mentions
	2005	2009	2013	2017	2021	
Improved/maintain services	1	2	1	0	0	4
% Services	16.7	25.0	7.7	0.0	0.0	
# of candidates	8	10	14	6	5	
# of platforms	6	8	13	5	5	
# acclaimed	4	2	0	2	3	

	MENTIONS EACH ELECTION YEAR					Total mentions
	2005	2009	2013	2017	2021	
Meadowbrook preservation	3	0	1	0	0	4
% Meadowbrook	50.0	0.0	7.7	0.0	0.0	
# of candidates	8	10	14	6	5	
# of platforms	6	8	13	5	5	
# acclaimed	4	2	0	2	3	